
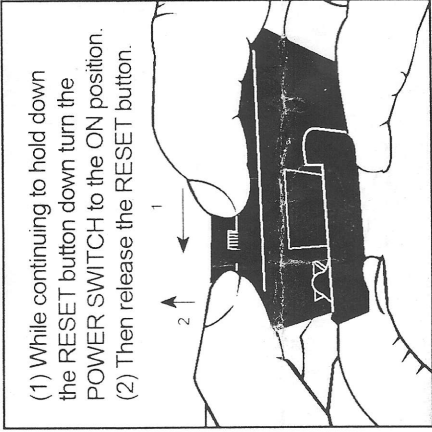
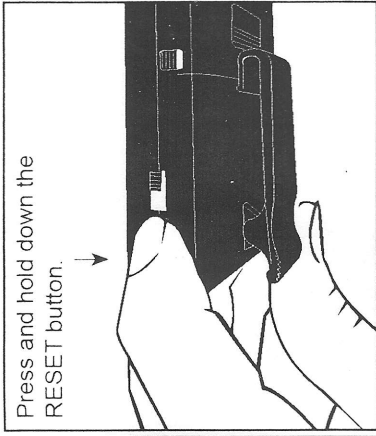
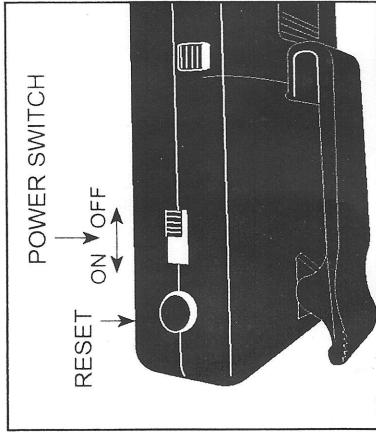
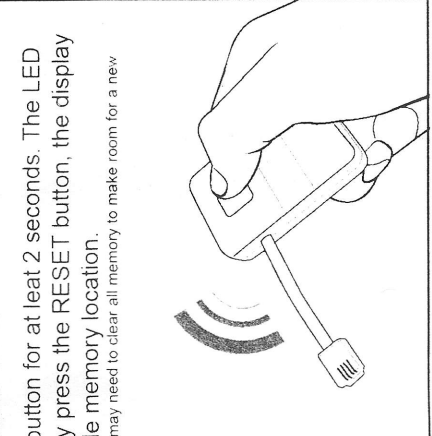



QUICK GUIDE: REGISTER TRANSMITTER TO THE PAGER



The display will show C1 followed by the memory location.

* Advance to the next step in you are only registering a KA300 transmitter
** If you register a door signal, telephone ringer, or baby cry transmitter, then release and press the RESET button, the display will read "C2" (While still holding down the reset button in the previous step.)



Press and hold the transmitter TEST button for at least 2 seconds. The LED on the transmitter will light then quickly press the RESET button, the display of the pager will read the next available memory location.

* If you read "FU" on the display, the memory is full. You may need to clear all memory to make room for a new transmitter

Wait for the code to be written into the memory. The pager will generate a short vibration and the memory location will increase one. Release the RESET button and the display will be clear, press the TEST button on the transmitter again to make sure the code is learnt.