

sound  oasis®
sleep better. feel better. live better.®

Instruction Manual

Bluetooth® Tinnitus Sound Therapy System®



FREE

Sound Oasis
APPS

www.soundoasis.com

Model: BST-80-25T

Table of Contents

Introduction	4
Sound Oasis® Ecosystem of Tinnitus Therapy®	5
Important Safeguards	7
Contents	8
Key Buttons & Controls	9
Operation	12
Free Sound Oasis APPS	16
Technical Specifications	18
Using as a Speakerphone	19
Disposal.....	20
FCC Information.....	20
Warranty	21
Online Registration.....	22
Sound Summary.....	23

Thank you for choosing Sound Oasis®!

Sound Oasis® is the world leader in sound therapy systems. We are passionate about helping you manage your tinnitus so you can sleep better, feel better and live better.

Your Sound Oasis® Bluetooth® Tinnitus Sound Therapy System® BST-80-25T has been designed to help you manage tinnitus and sleep better - at home or when traveling. You can play the built-in sounds from the included micro SD card or stream new sounds/music from any Bluetooth enabled device (e.g. smartphone, tablet, computer, etc.). You can even add new sounds by inserting a new micro SD sound card.

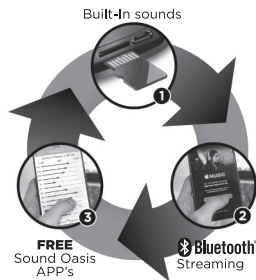
Your BST-80-25T includes a rechargeable battery so you can enjoy 4 – 5 hours of wireless playtime or you can keep it plugged in with the included USB charging cable.

Sound Oasis® Ecosystem of Tinnitus Therapy

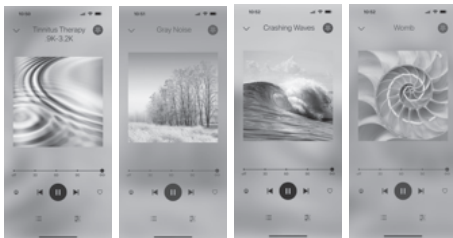
Sound Oasis provides a unique ecosystem of sound therapy to deliver a superior sleep experience. You can use your BST-80-25T:

- (i) as a sound machine with the included 25 built-in sounds, or
- (ii) by streaming music from your smartphone, tablet or computer with Bluetooth to your BST-80-25T, or
- (iii) with our great Sound Oasis APPs (we have tinnitus, white noise, nature, pet and baby APPs)

To enjoy these APPs, please visit iTunes or Google Play and download any of the APPs on the next page.



Enjoy great Sound Oasis® APPs for free!

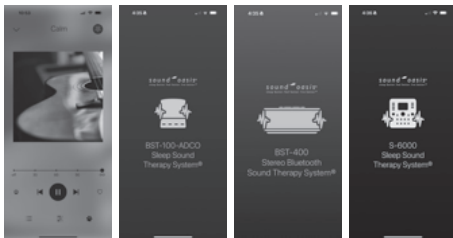


Tinnitus Therapy

White Noise

Nature Sounds
for Sleep

Baby Sleep Sounds



Pet Therapy

BST-100-ADCO

BST-400

S-6000

Important Safeguards

- Read all instructions.
- To reduce the risk of fire or electrical shock, do not expose this product to rain or moisture.
- Do not expose this product to dripping or splashing, and do not place objects filled with liquids, such as vases, on or near the product. As with any electronic product, use care not to spill liquids into any part of the system. Liquids can cause a failure and/or a fire hazard.
- Do not place any naked flame sources, such as lighted candles, on or near this product.
- Do not use any charging cable other than that specifically provided for use with this product.
- The battery needs to be charged before use. Follow the charging instructions described in this manual.
- After extended periods of storage, it may be necessary to charge and discharge the battery pack several times to obtain maximum performance.
- The battery pack gives its best performance when it is operated at normal room temperature (68°F +/- 23°F or 20°C +/- 5°C).
- In the event fluid from the battery leaks from the product, do not allow the liquid to come in contact with the skin or eyes. If contact has been made, wash the affected area with generous amounts of water and seek medical advice.
- To clean, gently wipe with a soft cloth moistened with warm water or mild detergents only, and then remove all moisture with a soft, dry cloth. Do not use harsh solvents or chemicals for cleaning.

Contents

Your BST-80-25T includes:

1. Bluetooth Tinnitus Sound Therapy System
2. Micro SD sound card preloaded with 25 Sound Oasis sounds
3. USB charging cable
4. User manual
5. Living With Tinnitus Booklet
6. Free access to Sound Oasis APPs



Key Buttons & Features



Button	Description
	<ul style="list-style-type: none"> Press and hold for 3 seconds to turn BST-80-25T on. Press and hold for 1 second to turn BST-80-25T off. BST-80-25T defaults to the sounds contained in your micro SD card when the ON/OFF Button is pressed (green LED is lit). After unit is ON, press to pause and play sound.
	<ul style="list-style-type: none"> Press quickly to decrease the speaker volume incrementally. Press and hold to skip backwards to the previous sound.
	<ul style="list-style-type: none"> Press quickly to increase the speaker volume incrementally. Press and hold to skip forward to the next sound.
	<ul style="list-style-type: none"> Press to alternate between playing sounds from your Bluetooth source or sounds contained in your micro SD card. When you first turn on your BST-80-25T, it will default to sounds contained in your micro SD card. Pressing the MODE button will activate the Bluetooth mode and your BST-80-25T will attempt to reconnect to the last connected device. If there are no paired devices, the BST-80-25T becomes discoverable (see Playing Bluetooth Streamed Sounds section of this manual).
 (Charge/ Bluetooth On Indicator)	<ul style="list-style-type: none"> Blue LED indicates that the BST-80-25T is in the Bluetooth state and can play sounds/music streamed from your Bluetooth enabled source. Blinking blue light – BST-80-25T is discoverable and ready to pair with a Bluetooth enabled device. Solid blue light – BST-80-25T is connected to a Bluetooth device. The solid blue light will turn off after about 10 seconds so the light does not interfere with your sleep. To check if Bluetooth is on, you can press any button and the solid blue light will activate for 10 seconds to confirm the BST-80-25T is in the Bluetooth state. Red LED indicates that your BST-80-25T is charging. A flashing green LED will turn on for about 10 seconds to indicate sounds are playing. The flashing green will turn on and remain on when your battery is low. The red LED will stay lit until your BST-80-25T is fully charged – then the LED will dim to a very dim level.

Button	Description
Microphone	<ul style="list-style-type: none"> Your BST-80-25T can operate as a hands-free speaker for your smartphone.
Micro USB Jack	<ul style="list-style-type: none"> Insert included USB charging cable to charge your BST-80-25T's battery or power your BST-80-25T from a USB source.
Headphone Jack	<ul style="list-style-type: none"> Plug-in your headphones or pillow speakers for private listening. The headphone jack accepts a 1/8" (3.5 mm) monaural or stereo type plug.
MICRO SD	<ul style="list-style-type: none"> Your BST-80-25T comes with a micro SD card preloaded with Sound Oasis sounds. The micro SD card must be inserted into this slot in order for you to play the sounds on the micro SD sound card. You may insert new micro SD cards preloaded with other MP3 sounds or content (see the Using Other Micro SD Cards section of this manual). Please check www.soundoasis.com for our download library.

Operation

Power Sources

Your BST-80-25T can operate as a wireless, cord free sound machine or a wireless Bluetooth speaker because it includes a built-in rechargeable battery. You can also keep your BST-80-25T plugged into a USB power source for continuous operation without recharging.

To Power By Built-In Rechargeable Battery:

1. Prior to using your BST-80-25T in the wireless, cord free mode for the first time, please completely charge the built-in battery.
2. Connect the provided USB Charging Cable to a compatible AC-charger, computer or laptop USB port. The unit's Charge Indicator is brightly illuminated while charging. It takes about up to 3 hours to charge the battery. When charging is completed, the Charge Indicator will be very dim.
3. Disconnect the USB Charging Cable and operate your BST-80-25T as described below.
4. When the unit is in low power status, the green Charge Indicator will flash. Please recharge the battery of your BST-80-25T when this occurs.

Note: When the battery is fully discharged, it needs about 30 minutes of charging before you can use the unit again.

To Power By USB Charging Cable:

1. Connect the provided USB Charging Cable to a compatible AC-charger, computer or laptop USB port.
2. Operate your BST-80-25T as described below.

Listening To Sounds/Music From The Micro SD Card

You can enjoy sounds or music from your BST-80-25T from the included preloaded MICRO SD CARD.

Playing Sounds from the Built-In Micro SD Card

Your BST-80-25T includes a MICRO SD CARD that contains preloaded Sound Oasis sounds.

To play sounds/music from the built-in MICRO SD CARD, please follow these steps:

1. Press and hold the ON/OFF button down for 3 seconds.
2. Your BST-80-25T will automatically start playing the first sound on the Sound Oasis MICRO SD CARD.
3. Quickly press the ⊕ button to increase the speaker volume incrementally. Press and hold the ⊕ button to skip forward to the next sound.
4. Quickly press the ⊖ button to decrease the speaker volume incrementally. Press and hold the ⊖ button to skip backwards to last played sound.
5. Press the ⏸ button to pause and resume playback.

Please note:

- For the exact sounds preloaded on your MICRO SD SOUND CARD, please refer to the Sound Card Description for Model BST-80-25T section later in this manual.
- Each preloaded Sound Oasis sound is 16 hours long so it plays throughout the night. After playing through the 16 hour sound track, your BST-80-25T will automatically replay the same sound track.

Playing Bluetooth Streamed Sounds

Your BST-80-25T can also operate as a Bluetooth speaker so you can stream new sounds/music to your BST-80-25T .

To stream sounds/music from your Bluetooth enabled device (e.g. your mobile phone, music player, PC/laptop) to your BST-80-25T, please follow these steps:

1. Press and hold the ON/OFF button down for 3 seconds.
2. Your BST-80-25T will play sounds from your MICRO SD CARD by default. Press the MODE button to activate the Bluetooth mode. Your BST-80-25T will then attempt to reconnect to the last connected device. If there are no paired devices, the BST-80-25T becomes discoverable.
3. On your Bluetooth enabled device, turn Bluetooth on, locate the Bluetooth device list and select the device named BST-80. Pair your BST-80-25T with your Bluetooth enabled device.
4. The Bluetooth LED will light up on your BST-80-25T and you will hear a Bluetooth pairing mode “blip” to indicate that you are in the Bluetooth streaming mode.
5. Press play on your Bluetooth device to play the streamed music/sound if the music/sound does not automatically start playing.
6. Quickly press the ⊕ button to increase the speaker volume incrementally. Press and hold the ⊕ button to skip forward to the next sound.
7. Quickly press the ⊖ button to decrease the speaker volume incrementally. Press and hold the ⊖ button to skip backwards to last played sound.
8. Press the ⏸ button to pause and resume playback.

Please note:

- You can only pair one Bluetooth device at a time.
- If pairing fails, please turn your BST-80-25T off and then on again and retry pairing.

Using Other Micro SD Cards

Your BST-80-25T includes a MICRO SD CARD that contains preloaded Sound Oasis sounds. You can use any other MICRO SD CARD with your BST-80-25T. **Here are a few options:**

OPTION 1

Download additional sound tracks from our Sound Oasis web site onto your computer and then move/drag these new Sound Oasis sound tracks to a new MICRO SD CARD. Insert the new MICRO SD CARD into the BST-80-25T and playback those tracks as described above under Listening To Sounds/Music From The Micro SD Card.

Sound Oasis’ patent pending tracks are ideal to download and use because they are 8 or 14 hours long and will play seamlessly and continuously through the night.

Note: If you drag new Sound Oasis sound tracks to your existing MICRO SD CARD, you may erase the existing sounds if there is not enough memory for the new sounds. Always use a newly purchased blank MICRO SD CARD to install new Sound Oasis sound tracks on.

OPTION 2

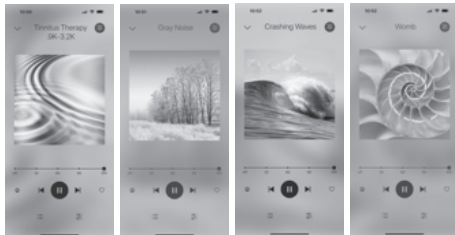
Purchase custom made MICRO SD CARDS from Sound Oasis. Visit our web site at <http://soundoasis.com/custom-sound-cards> and choose which specific tracks you would like. We will then preload your own custom MICRO SD CARD with your selected sounds and ship it to you.

OPTION 3

Move/drag sound files from your computer’s music library to a new MICRO SD CARD. Unless they are Sound Oasis sound tracks, sounds from your music library will not be 8 or 14 hours long. As a result, the BST-80-25T will play each short track and then automatically replay it.

Streaming Sound Oasis APPS

Sound Oasis has a growing library of APPS to help you manage your tinnitus and sleep better. Please see more information at www.soundoasis.com/apps

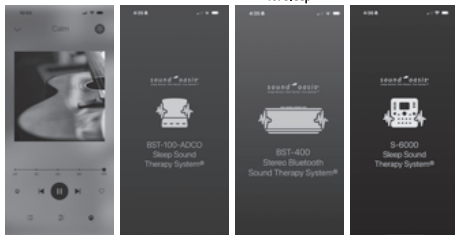


Tinnitus Therapy

White Noise

Nature Sounds
for Sleep

Baby Sleep Sounds



Pet Therapy

BST-100-ADCO

BST-400

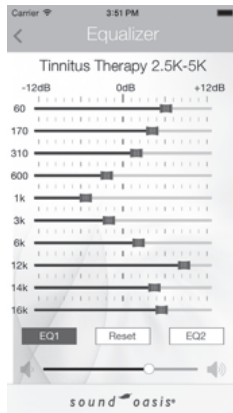
S-6000

By owning this BST-80-25T are entitled to use any of our PRO APPS for free. These PRO APPS provide you with many more sound options and they even allow you to customize the sounds with a built-in equalizer and set an auto off timer. To obtain these PRO APPS, please follow these steps:

1. Visit <http://www.soundoasis.com/apps/> and download the LITE version of your chosen APP (or download the LITE APPS from iTunes or Google Play). We have four (4) LITE APPS to choose from: Tinnitus Therapy, White Noise, Nature Sounds for Sleep, and Baby Sleep Sounds.

2. Open the LITE APP.
3. Pair your smartphone or tablet to the BST-80-25T.
4. The LITE APP will automatically convert to a PRO APP (which has more sounds and a sound frequency equalizer) after pairing is complete. The LITE APP must be open when the BST-80-25T connects.

When playing these APPS, you can stream them to your BST-80-25T for extra versatility and convenience.



The Tinnitus Therapy PRO APP has a sound equalizer that allows you to change the frequency of sound playback. The BST-100-ADCO and BST-400 APPS also have a sound equalizer and white noise overlay for expanded tinnitus management.

Technical Specifications

Bluetooth Specification	5.0 Class II
Bluetooth Profiles	A2DP V1.2, AVRCP V1.4
Operating Distance	30'/10m
Run Time	4 - 5 hours
Charging Time	2 - 3 hours
Dimensions	2.22" x 2.44" x 2.44" (56.4mm x 62.0mm x 62.0mm)
Weight	206g (7.27 oz)
Material	Aluminum housing/ABS plastic base
Supports USB Sound Card	Data transfer function
Supports Reading Micro SD Card	MP3 music format
Speaker	Inner Magnetic 4Ω 3 watt
Channels	Mono
Distortion THD	≤10%
Signal to Noise Ratio	S/N: ≥80dB
Battery	Built-in lithium battery, 3.7V/500 mAh
Charging Voltage	5V +/-0.25V/0.5 A

Using as a Speakerphone

Your BST-80-25T can function as a Bluetooth speakerphone to add extra sound fidelity and convenience to your phone call.

Please follow these steps to use as a speakerphone:

1. Press and hold the ON/OFF button down for 3 seconds.
2. Press the MODE button again to activate the Bluetooth mode. You will hear a Bluetooth streaming mode "blip" and see the Bluetooth LED flash.
3. Make sure your BST-80-25T is Bluetooth paired with your smartphone.
4. Start your call.
5. You will be able to speak into the BST-80-25T (please speak towards the MICROPHONE) and hear your call through the BST-80-25T speaker. End the call on your smartphone or by pressing the button. Repeat the call on your smartphone or by pressing and holding the button on your BST-80-25T. Adjust the volume during the call via the Last Sound/Volume Down or Next Sound/Volume Up button.

Note: If you are streaming sounds/music to your BST-80-25T and you receive a call on your smartphone, you can stop the sounds/music and answer the call by pressing the ON/OFF button. To hang up the call, press the ON/OFF button again.

Disposal



Dispose of all product parts in accordance with local regulations. If in doubt, please consult your local authorities.

The battery in the BST-80-25T needs to be recycled. Do not attempt to replace the built-in battery yourself.

The crossed-out wheeled bin means that within the European Union the product must be taken to separate collection at the product end-of-life. Do not dispose of these products as unsorted municipal waste.

FCC Information

This equipment has been tested and found to comply with the limits for a class B digital Device, pursuant to part 15 of the FCC Rules. These limits are designed to provide reasonable protection against harmful interference in a residential installation. This equipment generates, uses, and can radiate radio frequency energy, and if not installed and used in accordance with the instructions, may cause harmful interference to radio communications. However, there is no guarantee that interference will not occur in a particular installation. If this equipment does cause harmful interference to radio or television reception, which can be determined by turning the equipment off and on, the user is encouraged to try to correct the interference by one or more of the following measures:

- Reorient or relocate the receiving antenna.
- Increase the separation between the equipment and receiver.
- Connect the equipment to an outlet on a circuit different from which the receiver is connected.
- Consult the dealer or an experienced radio/TV technician for help.

This device complies with Part 15 of the FCC Rules. Operation is subject to the following two conditions:

1. This device may not cause harmful interference.
2. This device must accept any interference received, including interference that may cause undesired operation.

1 Year Limited Warranty

Sound Oasis Company Warrants that this product is free from defects in materials or workmanship for a period of one (1) year from the date of original purchase.

If the Product fails to operate in accordance with the manufacturer's specifications, simply return the product to the retail location where you purchased it or call our toll free number below within one (1) year of the date of purchase. Proof of date of purchase is required.

Sound Oasis Company will, as its option, repair or replace the product at no charge to you.

This warranty does not cover damage resulting from accident, misuse or abuse, lack of reasonable care, the affixing of any attachment not provided with the product, or loss of parts , or subjecting the product to anything but the specified voltage or batteries.

This warranty is in lieu of any other warranty, express or implied. All implied warranties, including any implied warranty of merchantability or fitness for any particular purpose, are limited in duration to one (1) year from the date of original purchase. In no event will Sound Oasis Company be responsible for incidental, consequential, or special damages resulting from the use of this product.

Some states do not allow limitation on how long an implied warranty lasts and / or the exclusion or limitation of incidental or consequential damages, so the above limitation may not apply to you. This warranty gives you specific legal rights, which vary from state to state.

To Speak with a Sound Oasis Customer Service Representative,
Please call: 1-866-625-3218 or email us at info@soundoasis.com

Online Registration

Thank you for purchasing the Sound Oasis® Bluetooth® Tinnitus Sound Therapy System® (BST-80-25T).

Please register your purchase online at www.soundoasis.com/registration and receive a **20% discount** toward any other Sound Oasis® product from our website. Use coupon code: SLEEP

We will never sell your personal information or allow others to see it. We simply want to know how we are doing and if we can do anything better so we can bring more innovative products to you.

Thank you!

Sound Card Description For Model BST 80-25T

Your Sound Oasis® BST-80-25T sound card includes 25 sounds to help you create a better sound environment for sleep and tinnitus management.

Each patent pending sound track is 14 hours long so you can enjoy our superior Sound Oasis sounds all night long. The sounds are seamless and continuous with no annoying skips or loops.

The 25 sounds included in the enclosed MICRO SD sound card are described below:

Niagara Falls Green Noise	This authentic Niagara Falls recording with an emphasis on the green noise frequency band of 500 Hz provides an excellent sound blanket for noise blocking, privacy, relaxation and sleep.
Brown Noise	Consistent sound containing more low pitch sound frequencies than higher.
Maui Surf	A Maui ocean surf provides a calm rhythm that helps you drift off to sleep or create a relaxing oceanside environment.
Pink Noise	Consistent sound containing more low pitch sound frequencies than higher frequencies. Pink Noise has more bass (low frequency) sound than white noise.
Gray Noise	Consistent sound containing equal amounts of high and low pitch sound frequencies. Compensates for the human ear - sounds the same at all frequencies.
Waterfall Stream	Relax and sleep to the sounds of a Hawaiian stream flowing over the rocks to create a small waterfall.

White Noise	Comprises consistent sound containing equal amounts of high and low pitch sound frequencies.
Cricket Chorus	An oceanside chorus of crickets under a blue moon provide an exceptionally soothing summer sound.
Buzzing Bees with Rocky Mountain Stream	An authentic recording of buzzing bees with a majestic rocky mountain stream in the background is a soothing and effective sound for masking tinnitus.
Thunder and Rain	Unwind to the exhilarating, but soothing sound of distant thunder and gentle rain.
Ocean Surf with White Noise	The sound of Maui ocean surf blended with white noise provides rhythmic and soothing tinnitus sound therapy.
Niagara Falls	The steady flow of Niagara Falls is a perfect, high bass white noise for tinnitus treatment.
Cooling Fan	Sleep and manage tinnitus with the continuous, whirling sound of an electric fan without the chilling effect of the real thing.
Woodlands	Peaceful song birds take you to a secluded forest for relaxation or contemplation.
Jet Interior	Ever wonder why so many people can sleep on airplanes? One of the reasons is the white noise generated by the plane. Sound Oasis recorded the sound of a Boeing 777 at 35,000 feet and brought this sound to you in one perfect track.

Ocean Rain	Sleep or relax with your favorite book as the wavering patter of rain falls upon the vast ocean.
Natural White Noise	A towering Rocky Mountain waterfall provides a unique broad spectrum white noise as the cascading water pounds against the rocks.
Rocky Mountain Stream	A majestic, Rocky Mountain stream provides a rippling and comforting background sound.
Violet Noise	The opposite of brown noise, violet noise contains more higher frequencies making it ideal to help manage tinnitus.
Summer Night	A gentle chorus of crickets provides a peaceful and restful environment while treating tinnitus.
White Noise 6k Hz	The steady flow of a cascading waterfall at 6,000 Hz is perfect as a “natural white noise” for masking unwanted background sounds and common tinnitus frequencies.
Steady Rain	Sleep or relax with your favorite book as the wavering patter of rain falls.
Rain with White Noise	Block out noise, manage tinnitus or drift off to sleep with the soothing sound of rain blended with white noise.
Stream with White Noise	Block out noise, manage tinnitus or drift off to sleep with the soothing sound of a mountain stream blended with white noise.

Stormy Surf	Ocean waves generated from a storm provide a robust and rhythmic white noise.
-------------	---

See our growing library of sounds at www.soundoasis.com

Legal Notice: All Sound Oasis® sounds are the copyrighted property of Sound Oasis®. Each sound has been sound mapped for reference. Any unauthorized use is strictly prohibited and will be enforced.

Thank you for choosing Sound Oasis®!

sound  *oasis*®

sleep better. feel better. live better.®